


We hope you have found this booklet useful and enjoy all the games and ideas.

If you are worried about your child's talking or playing, please talk to your Health visitor or your local Speech and Language Therapist.

## IT'S FUN TO TALK

Ideas and games to play with your child

At around 2 - 3 years



Speech and Language Therapy Service

Speech and Language Therapy  
Monarch House  
Queensway Industrial Estate  
Off Arkwright Way  
Scunthorpe  
DN16 1AL  
[www.nlpct.nhs.uk/speech/](http://www.nlpct.nhs.uk/speech/)  
Tel (01724) 203755  
Fax (01724) 857887

## IT'S FUN TO TALK 2—3 years

Children learn to talk through everyday activities. The ideas included in this booklet will help your child to learn new words, and begin to join them together.

- ☺ Try to have quiet times during the day. Switch off the television and radio so he can concentrate on you.
- ☺ Talk about everyday activities as you do them e.g. washing dishes, hovering, making the dinner.



# T

Talk about everyday things

# A

Add one or two new words when your child says only one word


# L

Listen to your child and give her time to talk.

# K

Keep playing with toys and picture books.

- ☺ Children love nursery rhymes and action songs, and enjoy joining in with the actions. See if he can fill in the missing words by stopping and waiting e.g. "Round and round the ....." , "Incy Wincey spider climbed up the water ....."




Don't worry if your child's speech is unclear at this stage.

- ☺ Children love pretend tea parties with teddy and dolly. Talk about the food and what everyone is eating and drinking.



- ☺ If your child says just one word, try adding one or two more. E.g. if your child says "car", you could say "mummy's car". Remembering , don't make her say the words, she will do it when she's ready.



- ☺ Your child needs a reason to talk. During play, help your child to tell you what to do or talk about what has just happened. E.g. "All fall down" , "shut the door", "push the swing"

- ☺ Look at simple books with your child. Point to and name the different pictures. Let him point to pictures he likes and tell him the names.



- ☺ At bath time, ask your child to wash different parts of her body e.g. Hands, tummy, toes etc. Let your child choose what to wash next.



- ☺ See if your child can follow simple instructions e.g. "Give the ball to John", "Give dolly a drink". She may need some help from you, so show her what to do.



- ☺ Help your child join simple words together e.g. "Hello Mummy", "Bye, bye John", "Night, night Gemma". Say these sentences over and over again and your child will soon begin to copy you.

